

## MOUNTING CABINET / DRAWER CABINET

Thank you for ordering a cabinet or drawer cabinet from TÖNN. We hope you will like your new piece!

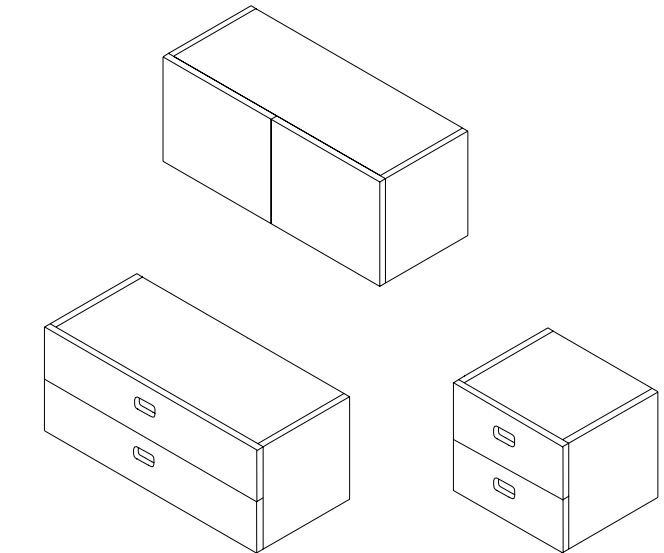
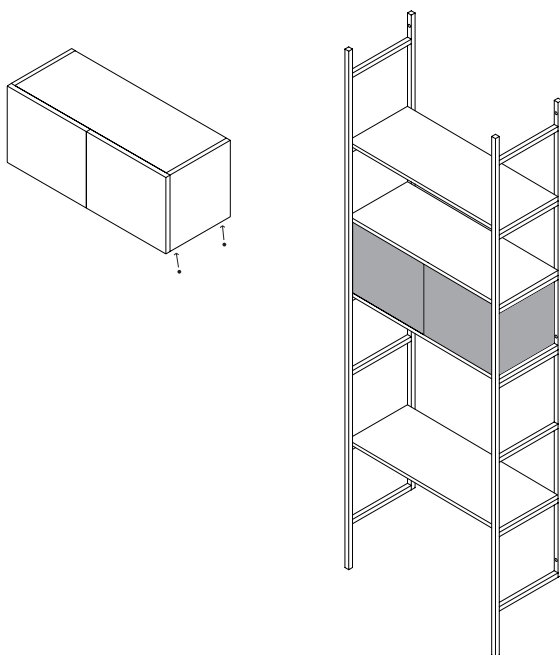
The cabinets / drawer cabinets are already assembled at delivery, and can be placed in the Portal shelf or wall-mounted. On the back there is a wooden lath that forms half of the wall-mounting, called French hanging - read more below.

## CARE & MAINTENANCE

Our cabinets and drawer cabinets are made of lacquered MDF. Clean the surface with a clean cloth and lukewarm water. Use a coaster if you place any warm items on the surface.

## PLACE IT IN YOUR PORTAL SHELF

Before you place your cabinet in the shelf you should put the 4 silicon cushions underneath it on the short sides, to prevent the cabinet from moving and to protect the shelves from scratches. The cabinet is not attached to the shelves and can be moved around based on your needs.

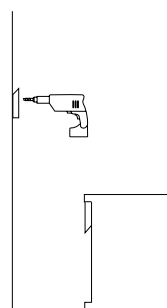


## WALL-MOUNT IT

You mount the cabinet or drawer cabinet on the wall using a French hanging, containing two wooden laths. One is already mounted on the back of the cabinet and one is to be wall-mounted.

When you have fastened the lath to the wall (step 1), you hang the cabinet on the lath (step 2). Then you pull out the drawers using the black locks on the sides (if mounting a drawer cabinet), or open the doors (if mounting a cabinet) to fasten the two supplied screws that attaches the cabinet to the wall-mounted lath.

### Step 1



### Step 2

